




Dee's Brick Trick

a 16" block to piece
(16 1/2" with seam allowance)

designed by Dee Yetter for
thelinusconnection.org



for personal & non-profit use only



Use this simple pattern to create large blocks. Combine blocks as desired to create fun, colorful quilt tops perfect for charity quilts!

For one block cut the following:

- White: 4 – 4 1/2" x 4 1/2"
- Color 1: 1 – 4 1/2" x 4 1/2" & 1 - 4 1/2" x 8 1/2"
- Color 2: 1 – 4 1/2" x 4 1/2" & 1 - 4 1/2" x 8 1/2"
- Color 3: 1 – 4 1/2" x 4 1/2" & 1 - 4 1/2" x 8 1/2"
- Color 4: 1 – 4 1/2" x 4 1/2" & 1 - 4 1/2" x 8 1/2"

For two color blocks, use the same fabrics for:

- Color 1 & Color 4
- Color 2 & Color 3

4 1/2" x 4 1/2" white	8 1/2" x 4 1/2" color 1	4 1/2" x 4 1/2" white
8 1/2" x 4 1/2" color 2	4 1/2" x 4 1/2" color 1	4 1/2" x 4 1/2" color 3
4 1/2" x 4 1/2" color 2	4 1/2" x 4 1/2" color 4	8 1/2" x 4 1/2" color 3
4 1/2" x 4 1/2" white	thelinusconnection.org	4 1/2" x 4 1/2" white
4 1/2" x 4 1/2" white	8 1/2" x 4 1/2" color 4	4 1/2" x 4 1/2" white

Free for personal and non-profit use. Reproduction for charitable purposes only.

thelinusconnection.org